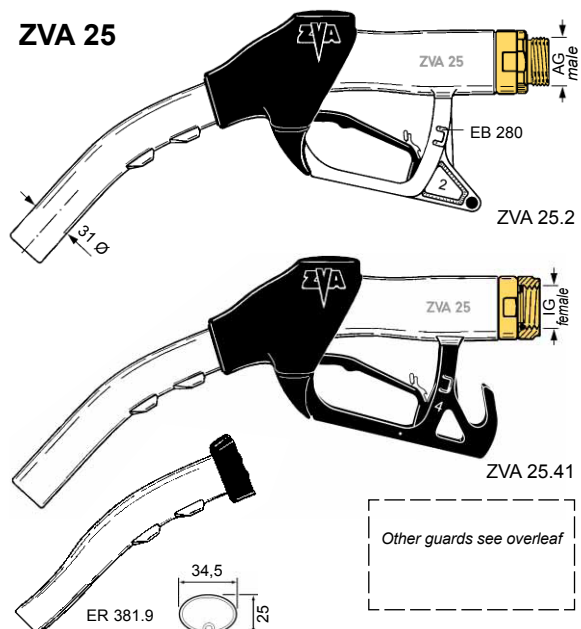
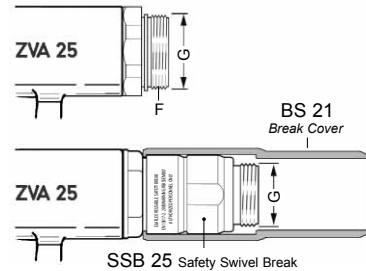
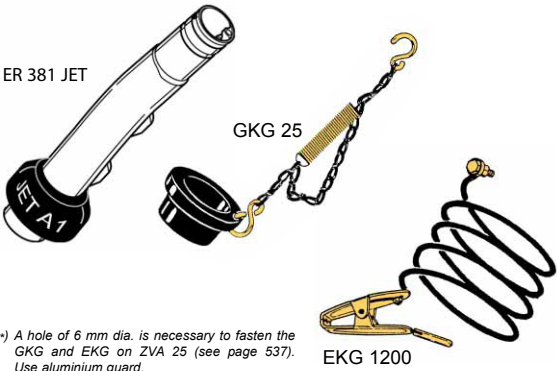
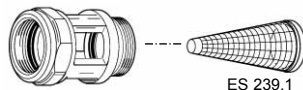
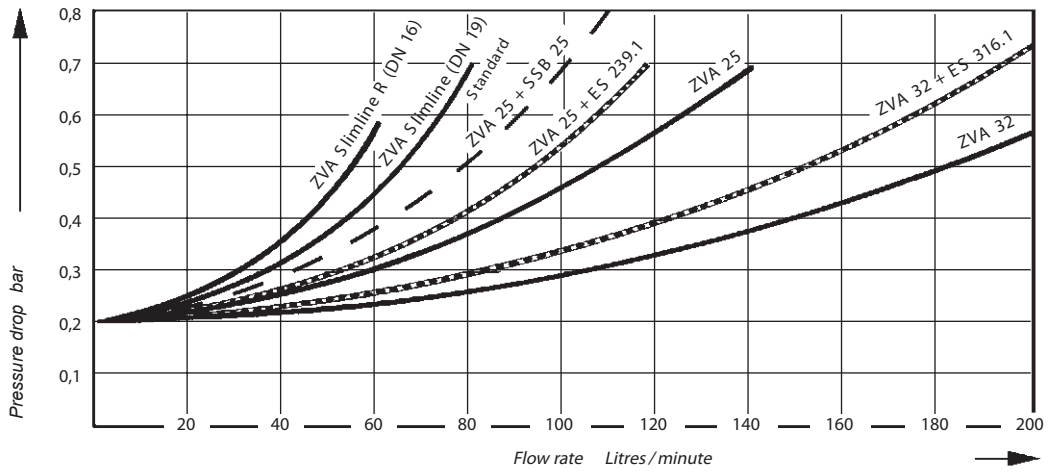


5 Section	Construction Details Materials · Weight	Guard Style No.	Hose Inlet Thread Type + Size G	Part Number Type	
	<p><b>STANDARD SPECIFICATION:</b> Patented venturi type automatic shut-off with safety cut-out attitude valve. Built-in check valve. 3-speed lever latch with removable latch pin EB 280. Swivel hose inlet DN 25 with pressure flushing. Screen EK 372 (25 mesh). Black cover of soft PVC. Body and spout of aluminium. Guard of composite material or aluminium. Internal parts of stainless steel, bronze and acetal resin. Swivel parts of hot stamped brass. Steel parts galvanized and chromated. Seals of NBR/polyurethane. Weight ≈ 1,5 kg</p> <p>Meets requirements of EN 13012, ATEX category EX II 1G, all European regulations for weights and measures and TRbF 513. German type approval: PTB No. III B/S 1804</p>	1	R 1" AG 1" BSP male	ZVA 25.1	<p>HIFLO-Automatic nozzle DN 25 (1"), flow rate up to 140 litres/min. Working pressure 0,5 - 3,5 bar. - With stronger main valve spring up to 5 bar *). For gasoline, diesel, fuel oil, petroleum, Avgas and Jet-A1. Not suitable for viscous oils and water (corrosion). Special types see page 518.</p>  <p>ZVA 25</p> <p>ZVA 25.2</p> <p>ZVA 25.41</p> <p>ZVA 25.45</p> <p>ER 381.9</p> <p>Other guards see overleaf</p>
		2	R 1" AG 1" BSP male	ZVA 25.2	
		3	R 1" AG 1" BSP male	ZVA 25.3	
			R 1" AG 1" BSP male	ZVA 25.3 M with block magnet	
		4	R 1" AG 1" BSP male	ZVA 25.4	
			R 1" IG 1" BSP female	ZVA 25.41	
			1" NPT IG 1" NPT female	(ZVA 25.45)	
			R 1" IG 1" BSP female	mit Blockmagnet ZVA 25.4 M1 with block magnet	
		6	R 1" IG 1" BSP female	ZVA 25.61	
		6B	R 1" AG 1" BSP male	ZVA 25.6 B	
		8	R 1" AG 1" BSP male	ZVA 25.8	
		8D	R 1" AG 1" BSP male	ZVA 25.8 DM rm block + round magnet	
	ZVA 25 + special spout ER 381.9 for narrow/problematic filler necks		ZVA 25...ER		
	<b>Special Types / Accessories</b>	With stronger main valve spring EF 362.6 for W.P. up to 5 bar		ZVA 25...5 bar	
		Simplified style with fixed hose inlet		ZVA 25...F	
		Guard additionally with block magnet for Reed contacts		ZVA 25...M	
		With Safety Swivel Break SSB 25 and break sleeve BS 21 (black or coloured)		ZVA 25... + SSB 25	
				ZVA 25... + SSB 25.1	
		Swivel with lip seal ED 179 FS of fluorsilicone - 50°		ZVA 25...FS	
		Special type for low temperatures up to -40° C. With O-ring EO 271 VD and diaphragm assembly EA 151 TD. Swivel with lip seal ED 179 FS		ZVA 25...LT	
		Steel parts replaced by stainless steel. Lever: blue nisan coated. Diaphragm: PTFE. With fixed hose inlet "F" only		ZVA 25...VD	
		Seals of Viton FKM		ZVA 25...Vi	
		Spout with Jet A1 modification		ER 381 JET	
		Dust cap assembly: NBR/brass. For spout ZVA 25 (31 mm OD)		GKG 25 *)	
		Ground cable assembly with brass clamp, wire plastic coated. 1200 mm lg		EKG 1200 *)	
	Thread-on sight glass SG 1" of brass chromated / natural glass with inserted screen 100 mesh (ES 239.1) of stainless steel		SG 1" cr + ES 239.1		
			 <p>ZVA 25</p> <p>ZVA 25</p> <p>BS 21 Break Cover</p> <p>SSB 25 Safety Swivel Break</p>		
			 <p>ER 381 JET</p> <p>GKG 25</p> <p>EKG 1200</p>		
			<p>*) A hole of 6 mm dia. is necessary to fasten the GKG and EKG on ZVA 25 (see page 537). Use aluminium guard.</p>  <p>SG 1" cr</p> <p>ES 239.1</p>		

### Flow Chart

for ELAFLEX ZVA Automatic  
Nozzles DN 16 to DN 32  
(with diesel)



### Spare Parts ZVA 25

- 1) Nozzle and swivel body are not supplied as spare part.
- 2) This old guard style should not be used for new constructions.
- 3) Modified EA 375 since 11/02, with washer EU 385 for increased longevity of swivel.
- 4) Assembly information: For insertion of the spout and screwing in of the hose inlet please grease the thread of aluminium body.
- 5) Other necessary assembly tools see ELAFLEX spare parts price list.

Chemical resistance + operating limits see chemical resistance chart page 518.

